



Tub Spout

- Chrome-plated zinc
- 5¼" overall length
- Tapered threads



972-10



972-15

Item No	Connection	Pkg	Min Qty	Case Qty
WITH FRONT DIVERTER				
972-15	½" FIP nose end	B*	1	50
972-35	Slip connects to ⅝" O.D. with 1⅜" adjustment	B*	1	50
WITHOUT DIVERTER				
972-10	½" FIP nose end	B*	1	50
972-20	¾" or ½" FIP nose end with ½" × ¾" bushing	B*	1	50
972-30	Slip connects to ⅝" O.D. with 1⅜" adjustment	B*	1	50

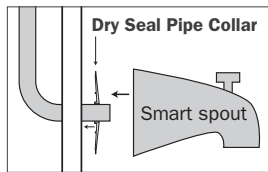
Dry Seal Pipe Collar™ Water/Moisture Barrier

Patent # 7,197,777

- Creates a watertight seal around pipe or tube
- Thin, tapered design compresses tightly to wall
- Helps keep moisture out of wall cavity which helps prevent mold growth



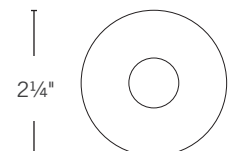
928-2



Related Product
Smart Spout

p 30

Item No	Description	Pkg	Min Qty	Case Qty
928-12	½" IPS	B	50	500
928-125	½" shower arm	B	50	500
928-13	¾" IPS	B	50	500
928-2	½" CTS	B	50	500
928-3	¾" CTS	B	50	500



PLUMBING

GAS

TOOLS

APPENDIX